

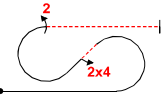

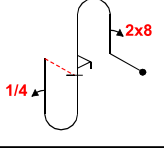
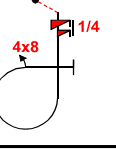
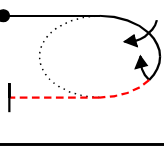
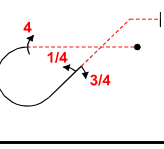
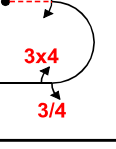
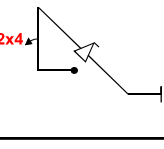
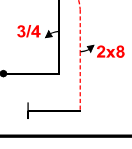
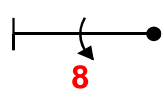
2019

Form A

Pilot ID


Flight #

NZAC Advanced Known

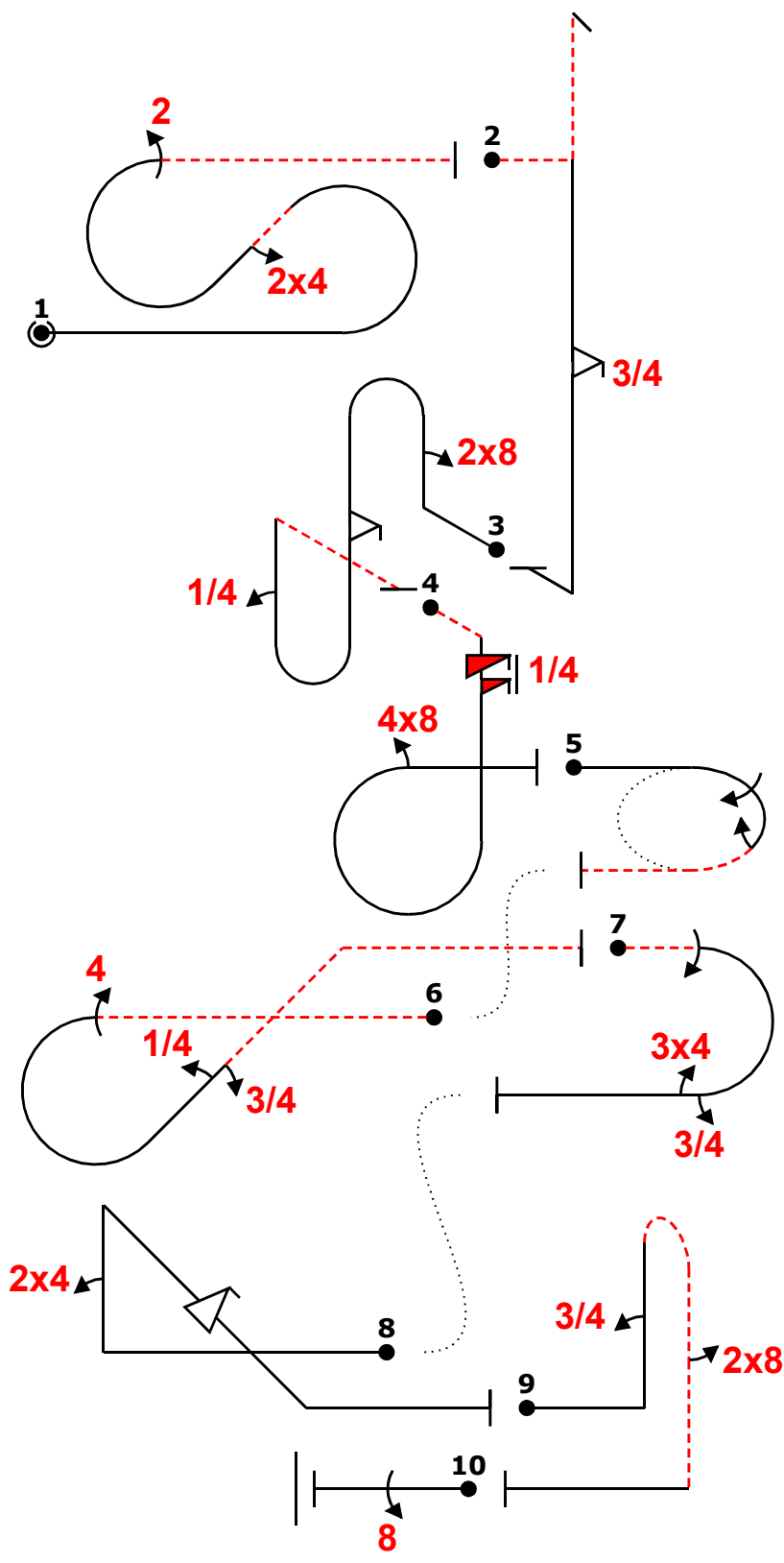

No	Symbol	Cat. No.	K	Total K	Marks	Remarks	Pos	Item	K	Grade
1		7.5.2.1 9.4.4.2 9.2.3.4	15 5 9	29				Pos.	30	
				SF 7						
2		5.2.1.4 9.9.5.3	22 11	33				Fig K		Total K
				SF 4				294		324
3		8.8.1.1 9.8.1.1 9.9.5.2 9.1.1.1	18 7 11 6	42				Penalties		
				SF 4				Too Low		
								Too High		
								Interruptions		
								Insertions		
								Trg Violation		
								Wing Rocks		
								Disqual Fig		
								Other(note...)		
4		8.6.2.4 9.12.1.5 9.8.3.2	12 6 7	25				Final Freestyle		
				SF 3				Duration	Min	Sec
5		2.2.3.1	24	24				Judges Details		
				SF 2				Signature		
6		8.5.6.4 9.4.3.4 9.1.2.1 9.1.2.3	11 11 4 8	34				Name		
				SF 7				Number		
7		7.2.1.4 9.1.3.4 9.1.3.3 9.4.3.3	6 8 6 8	28						
				SF 7						
8		1.2.6.1 9.4.1.2 9.9.4.4	14 9 11	34						
				SF 4						
9		8.4.3.1 9.1.1.3 9.8.5.1	15 10 3	28						
				SF 7						
10		1.1.1.1 9.8.3.4	2 15	17						
				SF 7						

Pilot

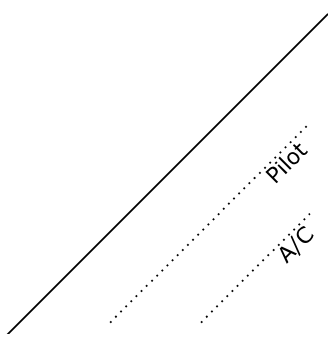
A/C




2019		Form B
Pilot ID	NZAC Advanced Known	
		Flight #



Power			
Fig 1	7.5.2.1 9.4.4.2 9.2.3.4	15 5 9	29
Fig 2	5.2.1.4 9.9.5.3	22 11	33
Fig 3	8.8.1.1 9.8.1.1 9.9.5.2 9.1.1.1	18 7 11 6	42
Fig 4	8.6.2.4 9.12.1.5 9.8.3.2	12 6 7	25
Fig 5	2.2.3.1	24	24
Fig 6	8.5.6.4 9.4.3.4 9.1.2.1 9.1.2.3	11 11 4 8	34
Fig 7	7.2.1.4 9.1.3.4 9.1.3.3 9.4.3.3	6 8 6 8	28
Fig 8	1.2.6.1 9.4.1.2 9.9.4.4	14 9 11	34
Fig 9	8.4.3.1 9.1.1.3 9.8.5.1	15 10 3	28
Fig 10	1.1.1.1 9.8.3.4	2 15	17
Total K = 294			





2019		Form C
Pilot ID	NZAC Advanced Known	Flight #

